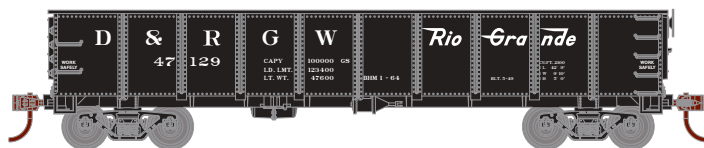
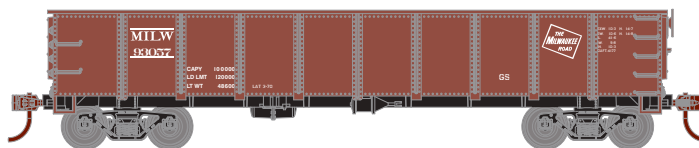


Rio Grande*



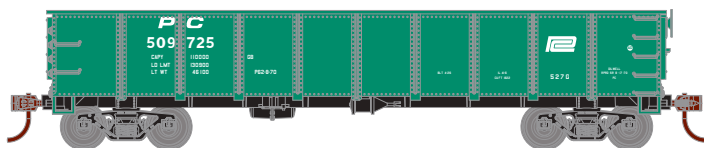
RND-2824 DRGW #47129 Era: 1964+
 RND-2825 DRGW #47133
 RND-2826 DRGW #47138

Milwaukee Road




RND-2827 MILW #93057 Era: 1970+
 RND-2828 MILW #93100
 RND-2829 MILW #93205

Penn Central




RND-2830 PC #509725 Era: 1970+
 RND-2831 PC #509798
 RND-2832 PC #509839

Missouri, Kansas, Texas*



RND-2833 MKT #43125 Era: Late 1930s+
 RND-2834 MKT #43260
 RND-2835 MKT #43477

British Columbia Railway



RND-2836 BCOL #9380 Era: 1970s+
 RND-2837 BCOL #9383
 RND-2838 BCOL #9385

Delaware and Hudson



RND-2839 DH #13235 Era: 1974+
 RND-2840 DH #13240
 RND-2841 DH #13677

PROTOTYPE AND BACKGROUND INFO:

Gondolas are low-sided railroad cars that are used for hauling bulky loads that don't need protection from the weather. The Roundhouse 40' gondola is representative of steel-bodied cars that began appearing on the rails in the early 1920s, and a few survive today working for modern roads and contractors.

MODEL FEATURES:

- Separately applied brake wheel
- Body-mounted McHenry® operating scale knuckle couplers
- 33" solid nickel silver wheels
- Machined wheels with RP25 contours
- Weighted for optimum performance
- Fully-assembled and ready to run
- Highly-detailed, injection-molded body
- Painted and printed for realistic decoration
- Minimum radius: 18"

\$34.99 INDIVIDUAL

*Items listed are subject to cancellation if pre-order minimum production quantities are not met.

Orders Due: 12.27.24

ETA: MAY 2026

VISIT Your Local Retailer
 CLICK Athearn.com
 CALL 1.800.338.4639

* Union Pacific Licensed Product